
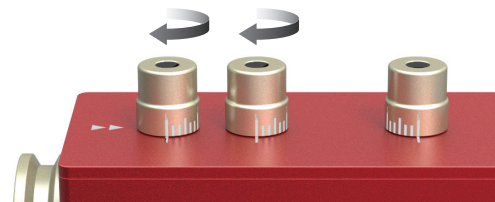
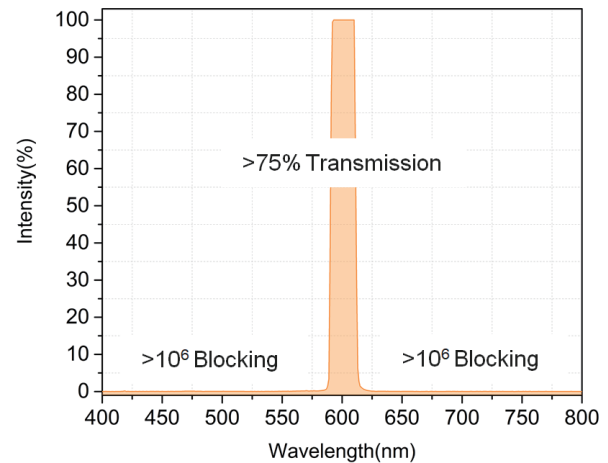




Basic-A5 / Basic-A10



Model	CWL (nm)	FWHM (nm)
Basic-F00	255 - 290	2 - 15
Basic-F01	280 - 310	2 - 15
Basic-F02	310 - 350	2 - 15
Basic-F03	348 - 390	2 - 15
Basic-F04	385 - 435	2 - 15
Basic-F05	430 - 490	2 - 15
Basic-F06	485 - 550	2 - 15
Basic-F07	545 - 620	2 - 15
Basic-F08	615 - 700	2 - 15
Basic-F09	690 - 790	3 - 15
Basic-F10	775 - 890	3 - 15
Basic-F11	880 - 1015	5 - 15
Basic-F12	1000 - 1150	5 - 15
Basic-F13	1140 - 1310	5 - 15
Basic-F14	1300 - 1500	5 - 15
Basic-F15	1475 - 1700	7 - 13



Simple manual operation

* Center Wavelength tuning range can vary by a few nanometers depending on the product.
Minimum step size of center wavelength : 1 nm / Step size of bandwidth (FWHM) : 1 nm

Basic-A5	5 mm	Suitable for supercontinuum lasers
Basic-A10	10 mm	Suitable for light sources with large beam size (tungsten-halogen, plasma, LED)

* For optimal performance input light source must be collimated
* Manual models require a spectrometer for operation

	Basic-A5	Basic-A10
Spectral range (nm)	255 - 1700	255 - 1700
Bandwidth (FWHM) (nm)	2 - 15 (nominal)	2 - 15 (nominal)
Aperture size (mm)	5	10
Out of band blocking	OD 12 (10 ⁻¹²) in tuning range, OD 6 (10 ⁻⁶) in spectral range	
Damage threshold	Peak Fluence < 1.75 Joules/cm ² (~70 spot diam., 10 ns pulse, 10 Hz repetition rate, 532 nm LASER) CW (Continuous wave) Intensity < 2 MW/cm ² (1064 nm, ~ 90 μm spot diam.)	
Transmission efficiency (%)	≥ 75 % (in proportion to the input light power / FWHM . 10 nm)	
Dimension (L x W x H, mm)	48 x 92 x 64	
Weight	0.2	