


# Quick Start Guide

Flexible Wavelength Selector - High Resolution

**SLI**  
SPECTROLIGHT Inc.

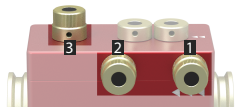
1

▶▶▶ This arrow indicates the directionality of the light source.



2

As seen on the image at the right, the two knobs (1 and 2) can be used to select your desired wavelength and bandwidth while the third knob (3) is used to precisely compensate the directionality offset of the light.




3

On the knobs you will be able to see markings L and S which refers to long and short wavelength, respectively.



4

By referring to the Wavelength Guide Table in our website, it is possible to select both the center wavelength and the bandwidth. For accurate determination of the center wavelength and the bandwidth, please use a spectrometer.



※ For more details, please refer to our website [www.spectrolightinc.com](http://www.spectrolightinc.com)